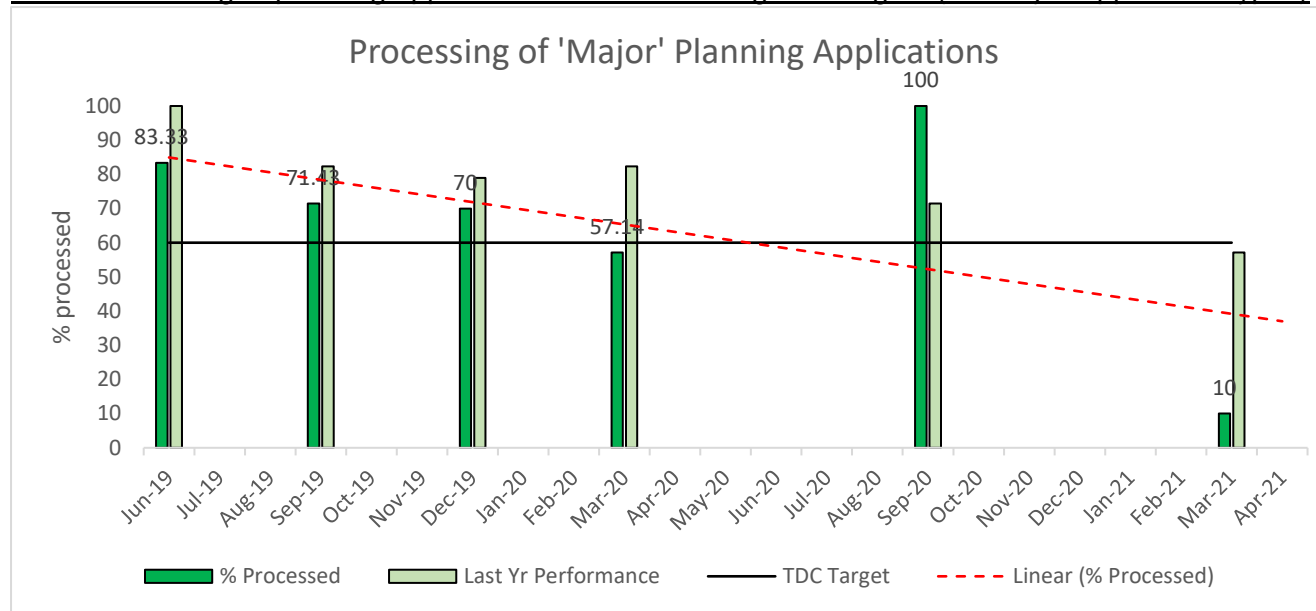


APPENDIX A – Planning Policy Performance Charts

PL1 - Processing of planning applications as measured against targets (for 'major' application types)



Performance Summary

- Within this Quarter, which comprises 12 weeks +5, a report of major applications received and determined is unrealistic given their determination period of 13 weeks. Therefore, we will look at adjusting this indicator for future reporting, such as 'current majors within the quarter that are determined outside of 13 weeks' which will better reflect performance
- At the time of writing we had 8 out of 98 outstanding Majors. The 10% result related to approval of a conditions application, which related to an earlier application.
- Target: 60%.

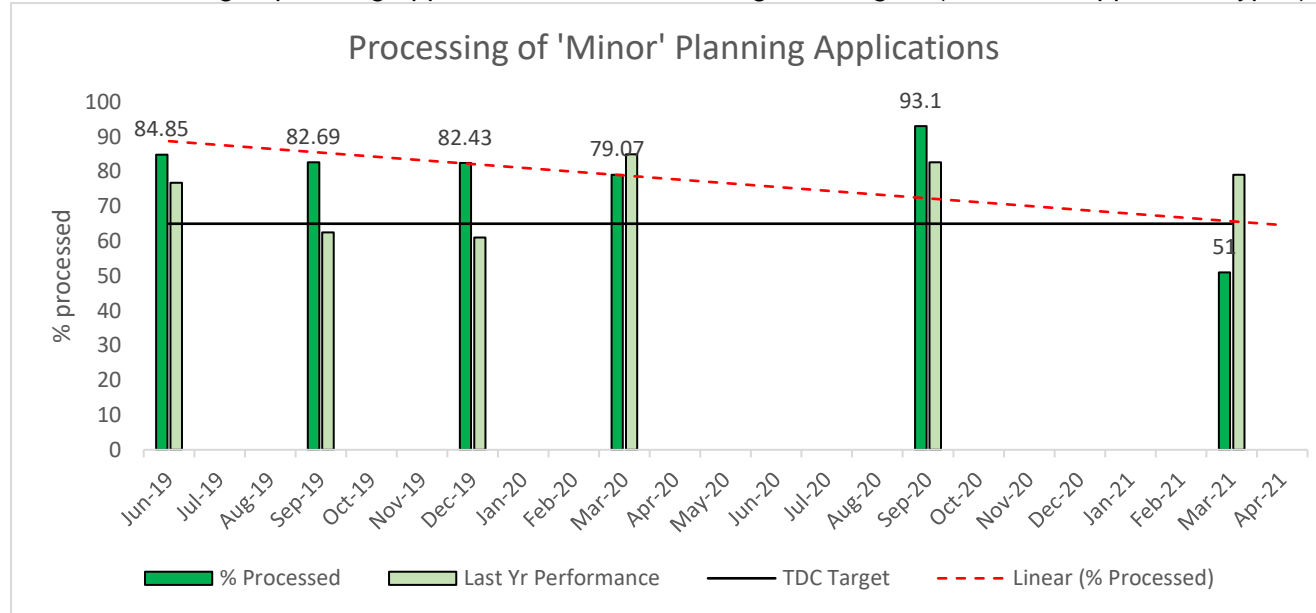
PL1.1 - Processing of major planning applications in the two years up to 2 quarters before the currently reported quarter

Performance Summary

- Data is not available for this indicator at present. As with PL1 above, we will review the most informative dataset for Major applications as we do not have a two year coverage to date.
- Officers are of the view that reporting the percentage of Majors determined either within the statutory timeframe of 13 weeks or the agreed timeframe of a PPA will reflect performance accurately going forward.
- Target: 60%.

APPENDIX A – Planning Policy Performance Charts

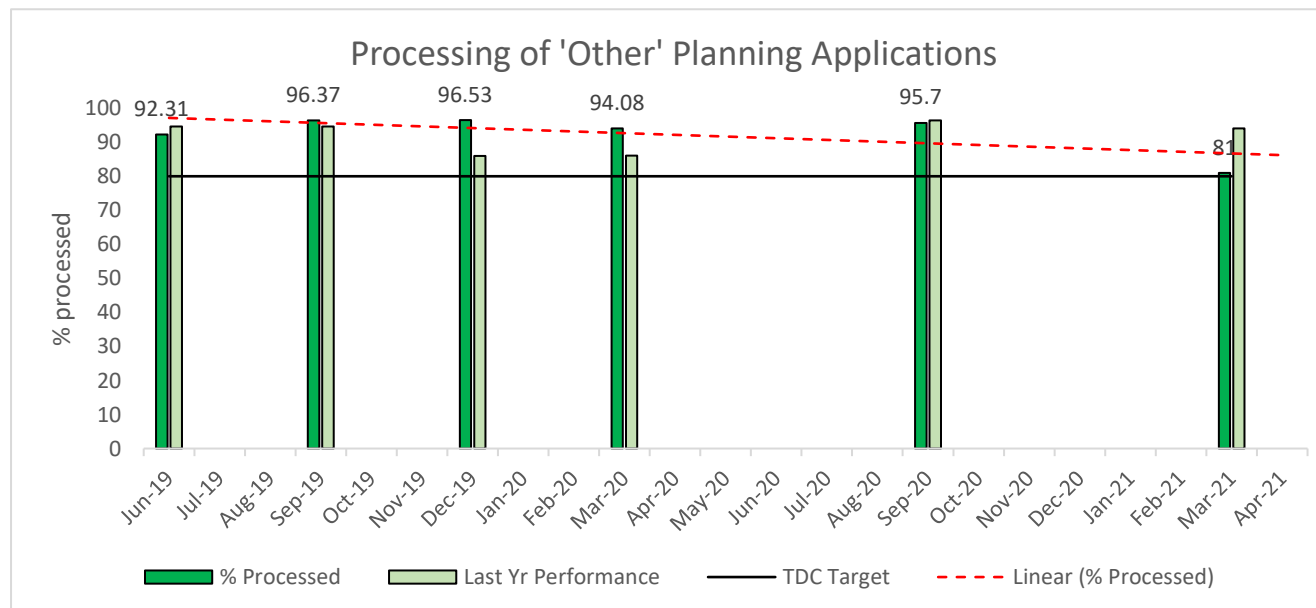
PL2 - Processing of planning applications as measured against targets (for 'minor' application types)



Performance Summary

- Performance has fallen below target (51%) due to resource issues and staff sickness.
- Officers are seeking to engage with applicants/agents and including for those applications that are outside of their statutory determination period. Where appropriate, Extensions of Time are being requested.
- To address these issues, non-statutory services have been suspended (pre-application enquiries/Duty Officer) and temporary staff have been recruited.
- Target: 65%.

PL3 - Processing of planning applications as measured against targets (for 'other' application types)



Performance Summary

- We achieved target by 1% in Quarter 4 (81%).
- We have recruited a new Planning Assistant and retained a temporary contractor which means that we currently have 4 Officers handling Householder applications, lawful development certificates, and permitted development enquiries.
- Target: 80%.

APPENDIX A – Planning Policy Performance Charts

PL3.1 – Processing of planning ‘minor’ and ‘other’ planning applications in the two years up to 2 quarters before the currently reported quarter

Performance Summary

- We do not have a two year coverage to date.
- We have a collaborative inter-departmental review being undertaken of datasets which should enable us to provide a two year period. We have migrated to a new IT system and anomalies identified are being corrected.
- Target: 70%.

PL4 – Percentage of applications determined within 26 weeks

Performance Summary

- We do not have a two year coverage to date.
- We will review this dataset to clarify what it is intending to highlight. A 26 week period encompasses statutory determination periods but also beyond and therefore applications outside of their statutory timeframe.
- Target: 97%.

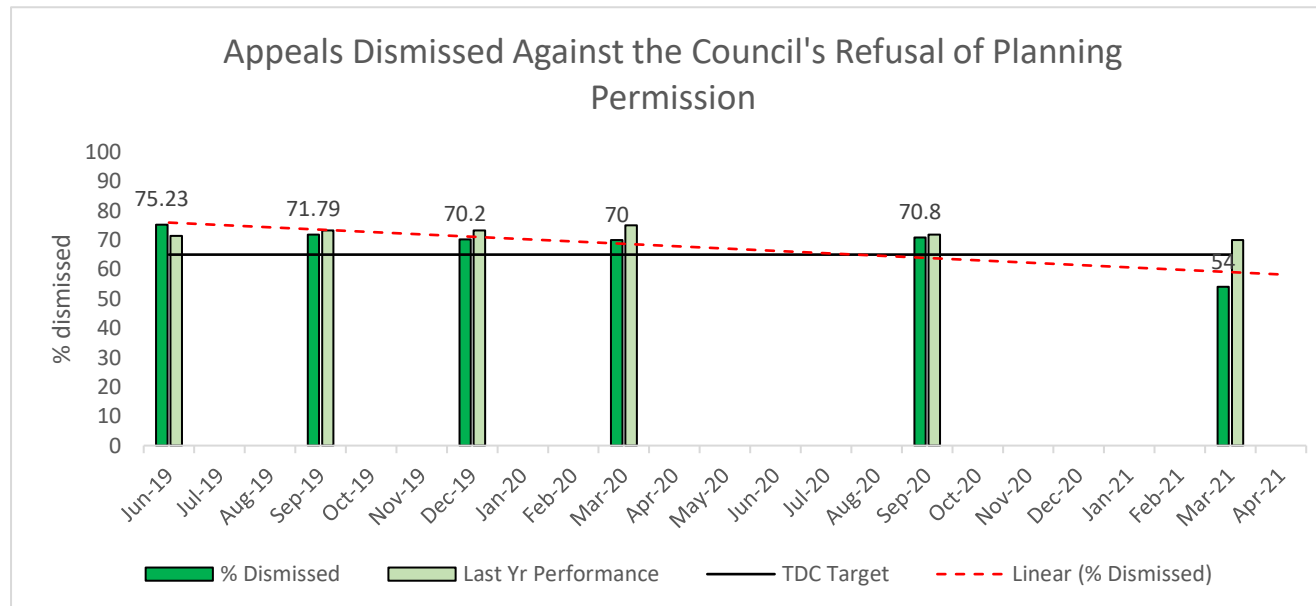
APPENDIX A – Planning Policy Performance Charts

PL4.1 (*new*) – Live Planning Applications which are Outside their Statutory Timescale for Determination

Performance Summary

- This was a newly proposed indicator, however after investigation our current system does not capture data for this at present.
- Therefore, it is proposed that it is removed from the next performance report.

PL5 - Percentage of appeals dismissed against the Council's refusal of planning permission

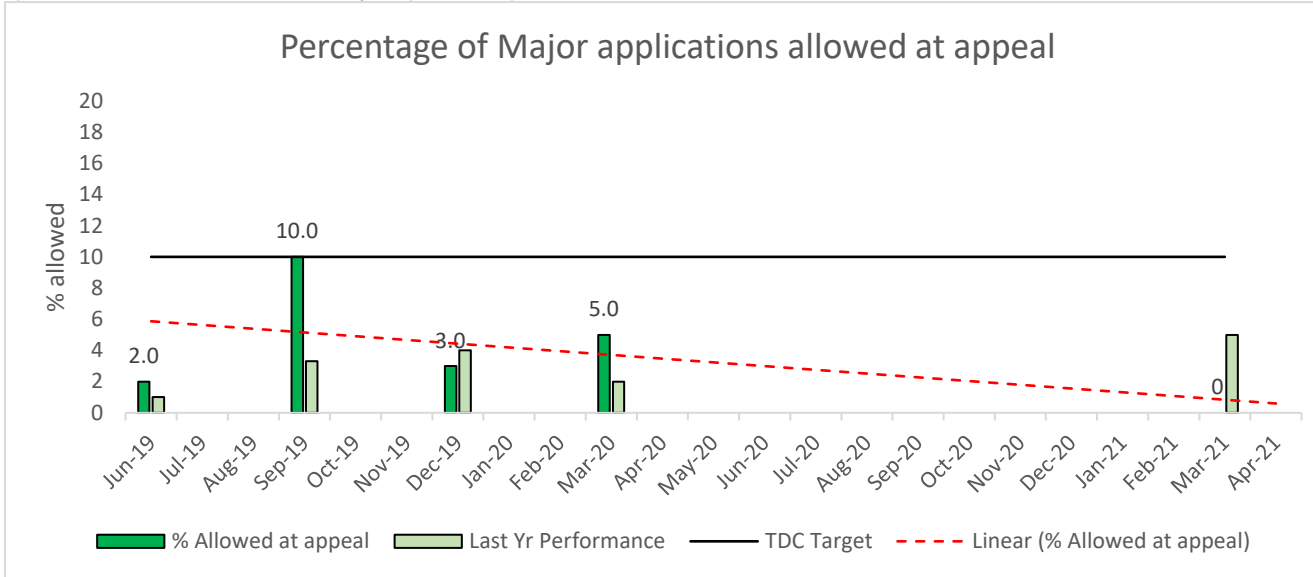


Performance Summary

- The performance is 54% which means that out of 26 appeals determined in this Quarter, 14 were dismissed, 8 allowed and 4 withdrawn. Thus, deducting those withdrawn prior to determination, 64% of the 22 live appeals were dismissed which is just under target.
- Our performance is 1% below target. Officers consider that a weakness in applying policy is the lack of supplementary guidance and therefore subjective assessment by an Inspector.
- Target: 65%.

APPENDIX A – Planning Policy Performance Charts

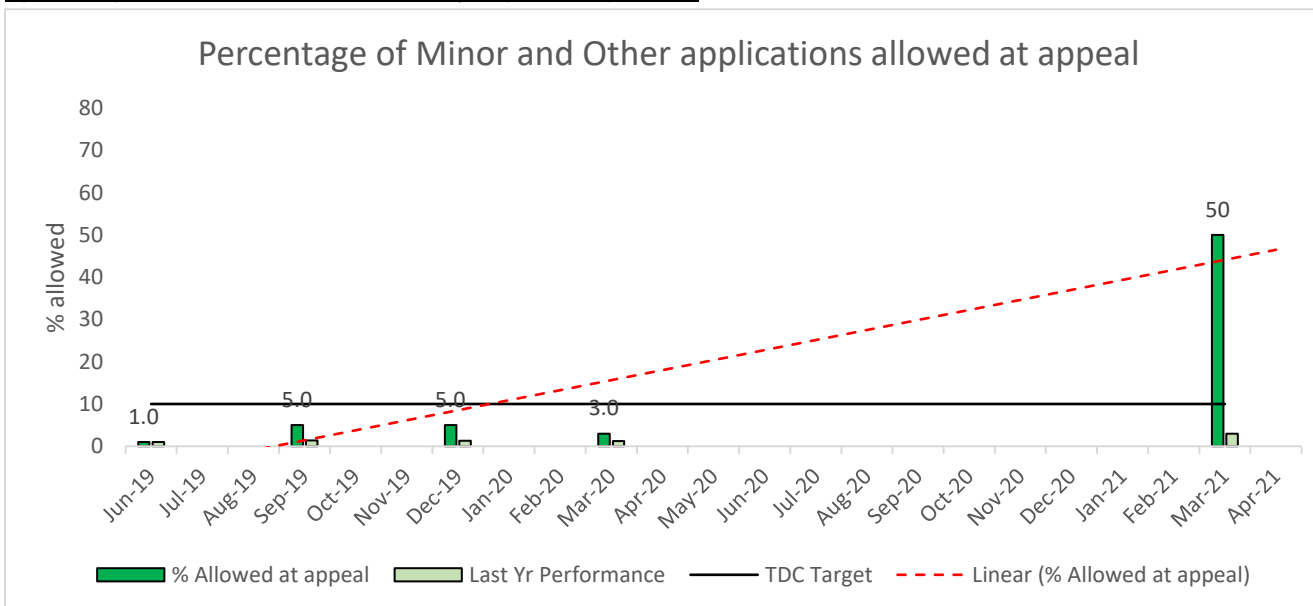
PL5.1 - Percentage of Major applications allowed at appeal as a percentage of the total number of major applications determined in the two years up to 2 quarters before the currently reported quarter



Performance Summary

- No major planning applications appealed were allowed within this Quarter.
- Target: 10%.

PL5.2 - Percentage of Minor and Other applications allowed at appeal as a percentage of the total number of major applications determined in the two years up to 2 quarters before the currently reported quarter.

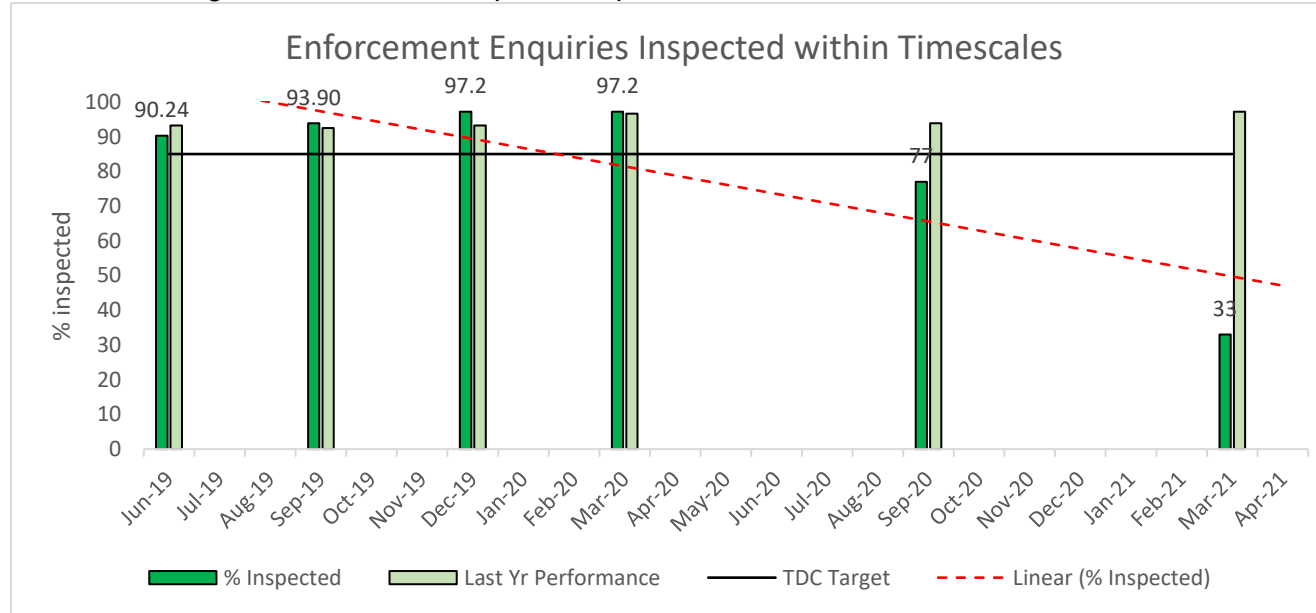


Performance Summary

- During this quarter there were 24 Minor/Other appeals, of which 8 were allowed, 3 were withdrawn and 13 dismissed. The performance is 50%.
- However, deducting those withdrawn prior to determination (3), 38% of the 21 live appeals were allowed.
- We will collectively review the Inspector’s reasons for allowing the appeals and consider whether additional supplementary guidance is needed.
- Target: 10%.

APPENDIX A – Planning Policy Performance Charts

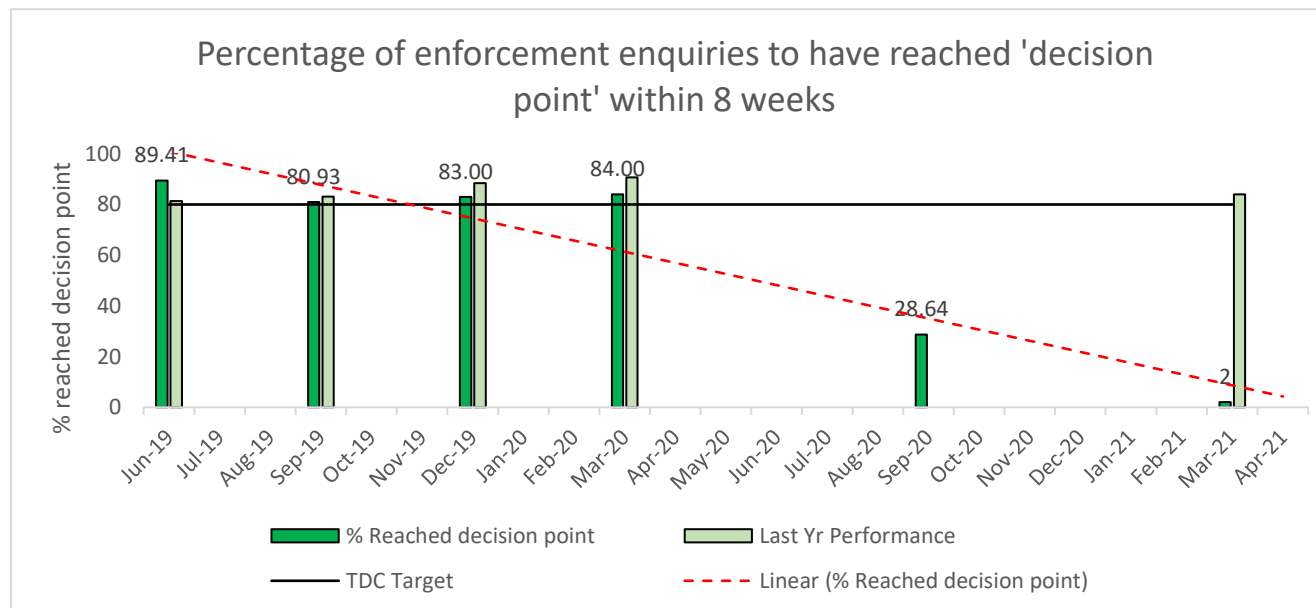
PL6 - Percentage of enforcement enquiries inspected within timescales set out in Council's Enforcement policy



Performance Summary

- During this Quarter, 115 Enforcement cases were opened, of which 33% were visited within the 8 week timescale.
- We are aware that some Enforcement officers have not been entering their site visit dates in the system and this has been drawn to their attention to ensure that accurate reporting can be given.
- We are considering the possibility of an officer to conduct initial visits when reports are received on a 'fact-finding' basis to report back to the allocated officer.
- In terms of resources, we have retained a temporary contractor until mid-August when a new permanent Enforcement officer will join the team.
- Target: 85%.

PL7 - Percentage of enforcement enquiries to have reached 'decision point' within 8 weeks

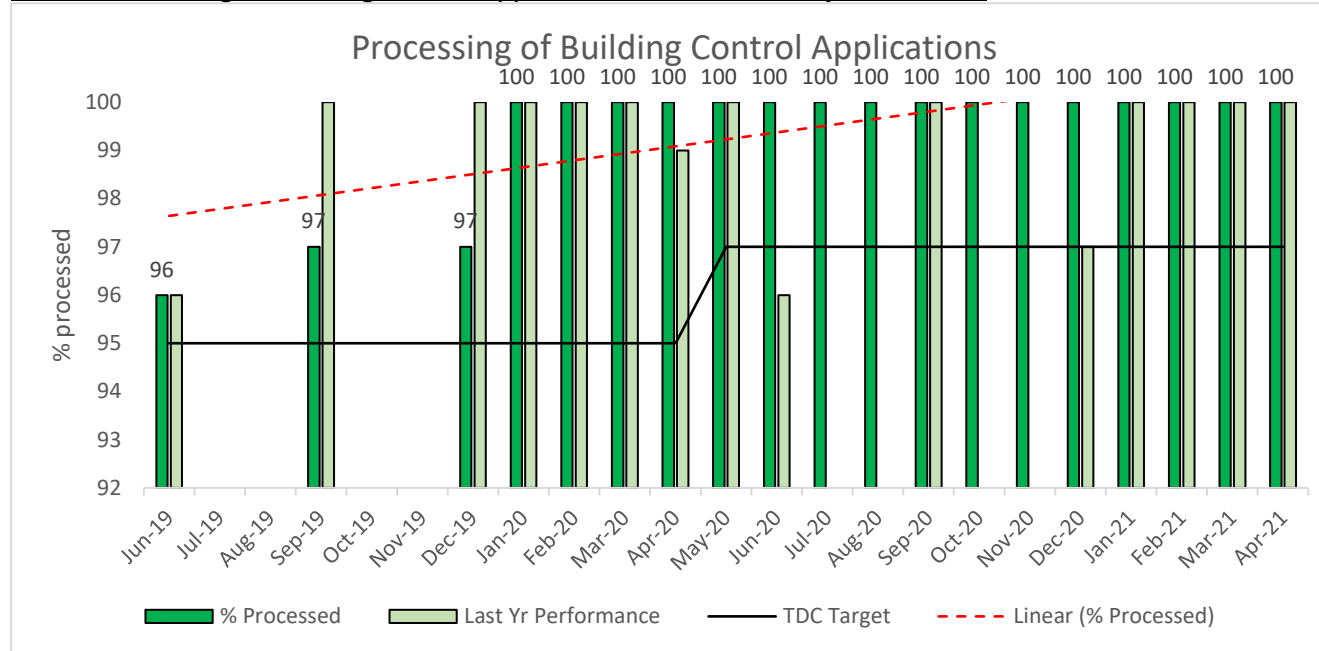


Performance Summary

- During this quarter, 3 enforcement cases were determined. This is attributable to high caseloads, resourcing and prioritising old cases.
- We are reviewing again the new IT system to ensure that this dataset can be accurately reported moving forward.
- This is a non-statutory service. Development deemed 'lawful by passage of time' is over either a 4 or 10 year period and this gives some time to review. However, costs may arise if development is unlawful and impacts negatively on the local environment or residents and the Council can be shown to not have acted expediently to address the matter.
- Target: 80%

APPENDIX A – Planning Policy Performance Charts

PL8 - Processing of building control applications within statutory timescales



Performance Summary

- The team continues to process 100% of their Full Plans applications within statutory timeframes.
- The partnership board receives a full set of KPIs. Their next meeting is scheduled for 9 June 2021.